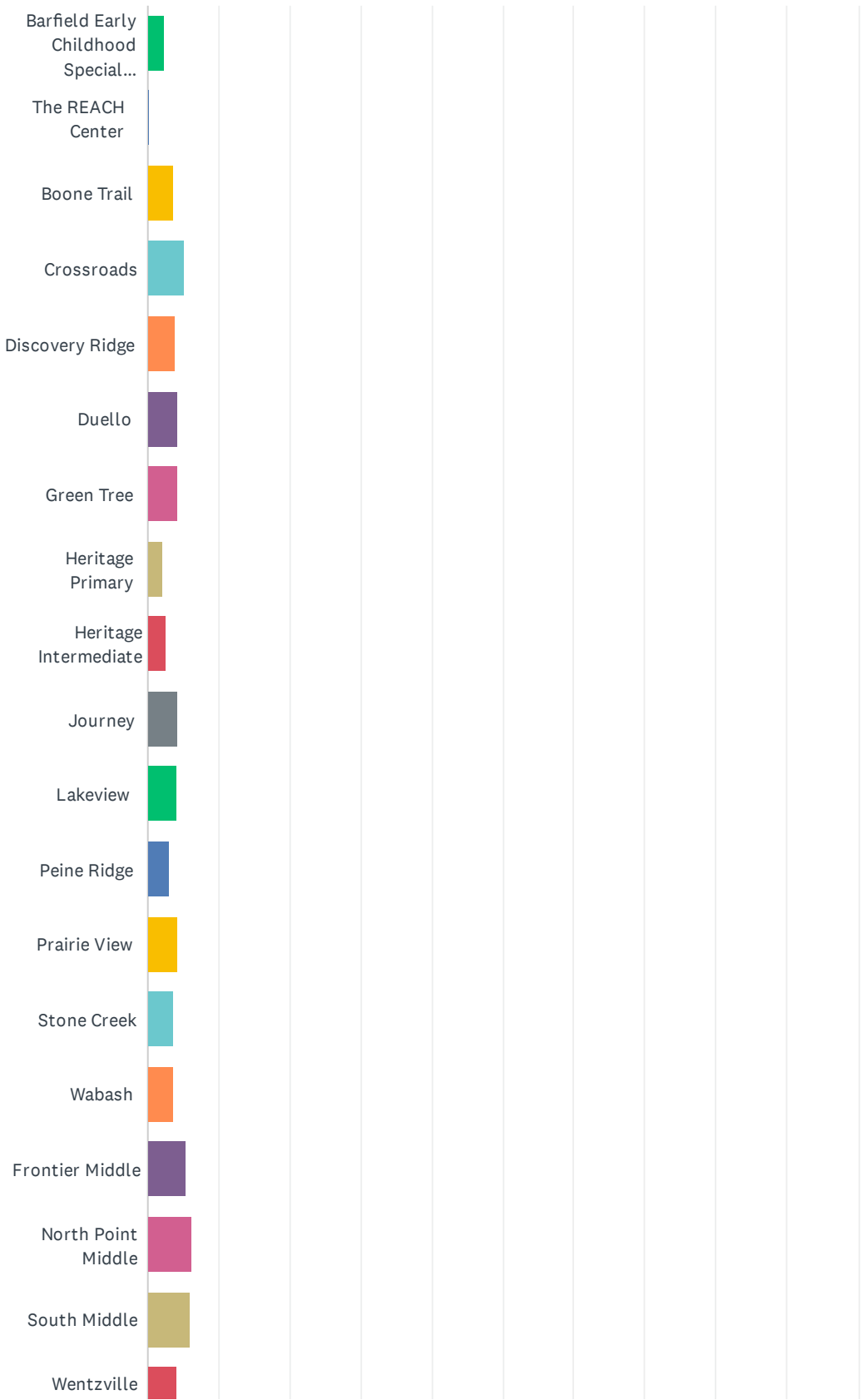
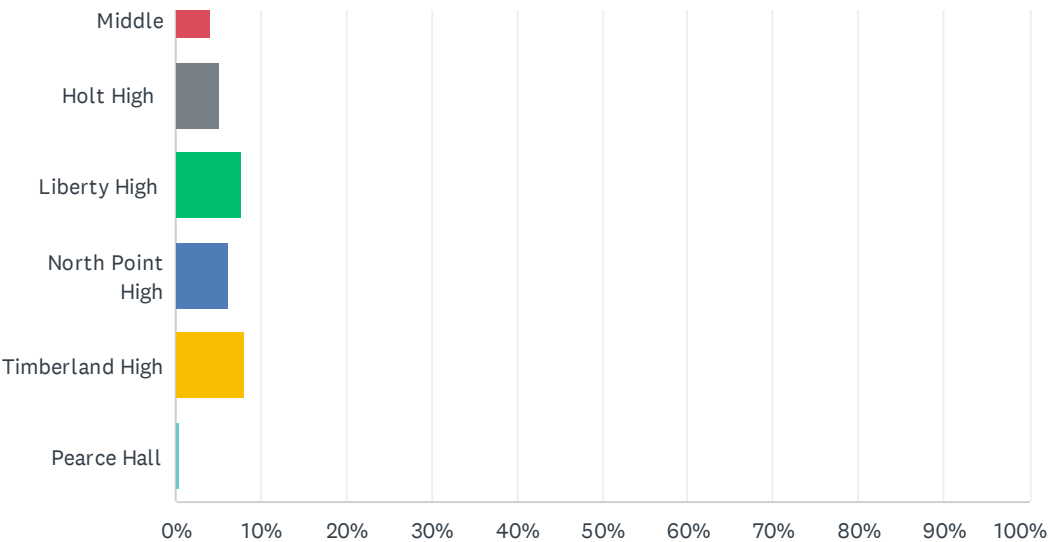


Q1 Which school does your student attend?

Answered: 3,078 Skipped: 0



WSD Parent Satisfaction Survey 2023-24

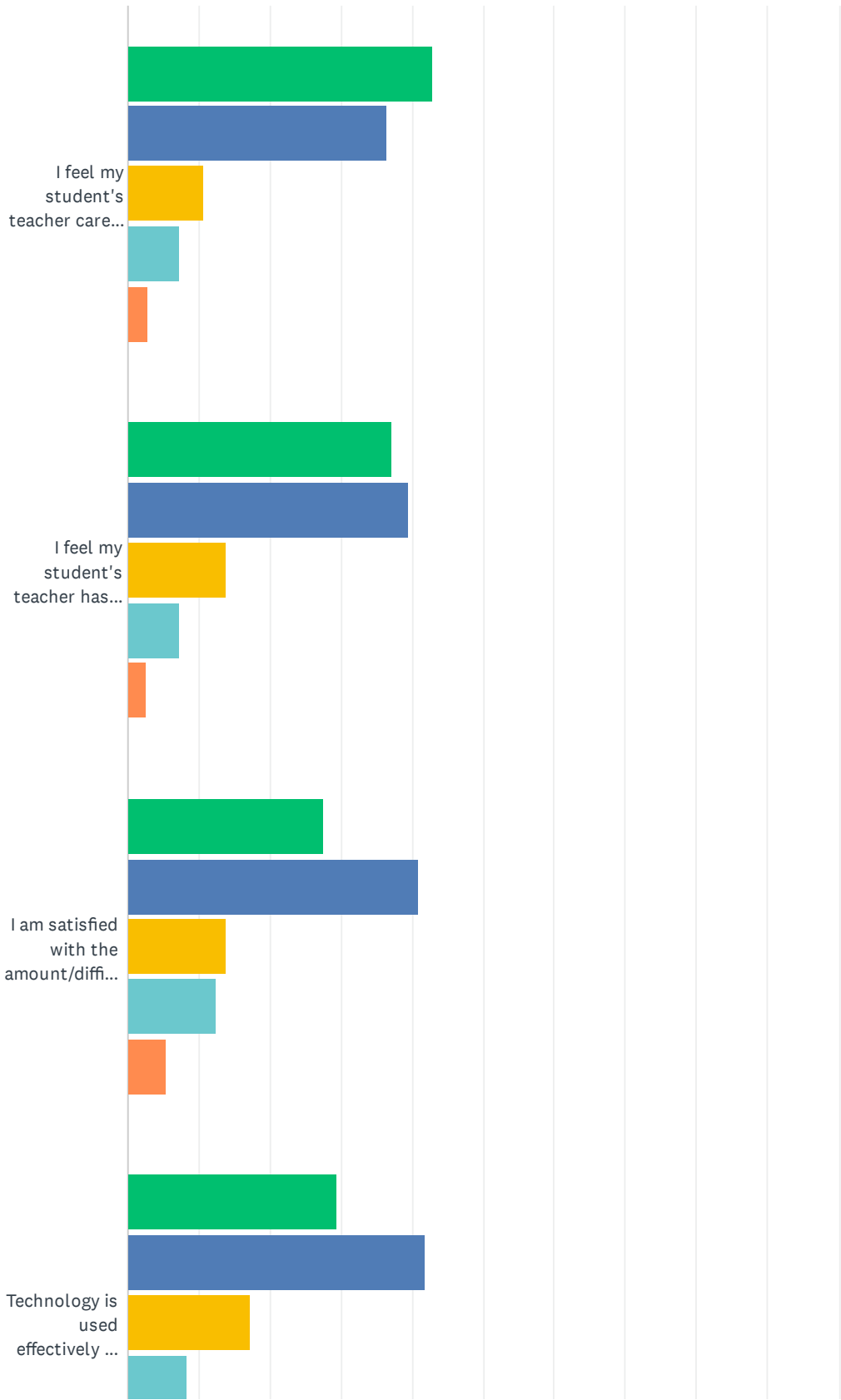


# WSD Parent Satisfaction Survey 2023-24

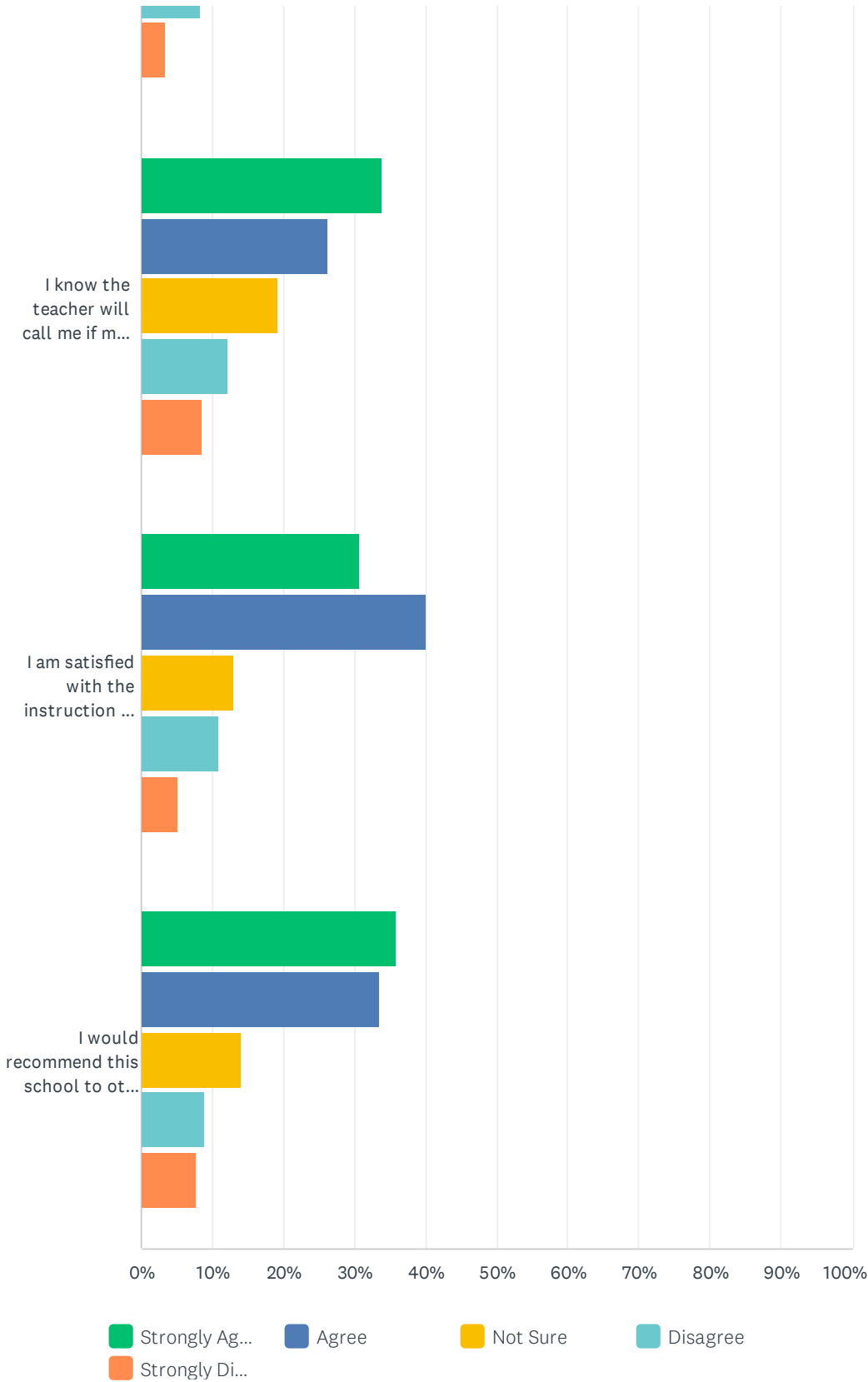
| ANSWER CHOICES                                    | RESPONSES |       |
|---|-----------|-------|
| Barfield Early Childhood Special Education Center | 2.27%     | 70    |
| The REACH Center                                  | 0.16%     | 5     |
| Boone Trail                                       | 3.67%     | 113   |
| Crossroads  | 5.10%     | 157   |
| Discovery Ridge                                   | 3.93%     | 121   |
| Duello  | 4.32%     | 133   |
| Green Tree  | 4.22%     | 130   |
| Heritage Primary                                  | 2.08%     | 64    |
| Heritage Intermediate                             | 2.47%     | 76    |
| Journey   | 4.35%     | 134   |
| Lakeview  | 4.09%     | 126   |
| Peine Ridge                                       | 2.96%     | 91    |
| Prairie View                                      | 4.19%     | 129   |
| Stone Creek                                       | 3.64%     | 112   |
| Wabash  | 3.61%     | 111   |
| Frontier Middle                                   | 5.33%     | 164   |
| North Point Middle                                | 6.17%     | 190   |
| South Middle                                      | 5.91%     | 182   |
| Wentzville Middle                                 | 4.00%     | 123   |
| Holt High   | 5.20%     | 160   |
| Liberty High                                      | 7.67%     | 236   |
| North Point High                                  | 6.11%     | 188   |
| Timberland High                                   | 8.09%     | 249   |
| Pearce Hall                                       | 0.45%     | 14    |
| TOTAL   |           | 3,078 |

Q2 Instruction:

Answered: 2,512    Skipped: 566



WSD Parent Satisfaction Survey 2023-24

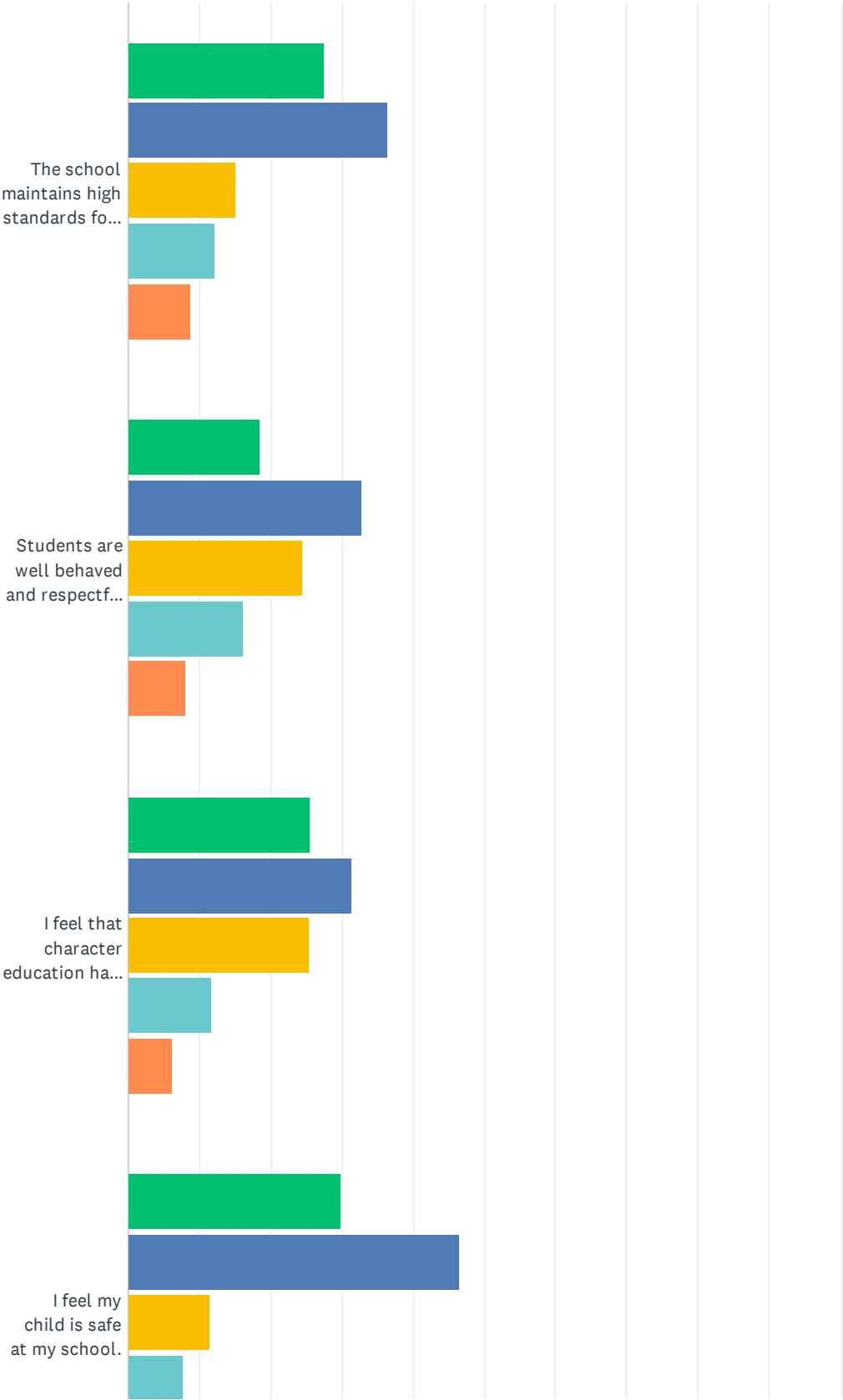


# WSD Parent Satisfaction Survey 2023-24

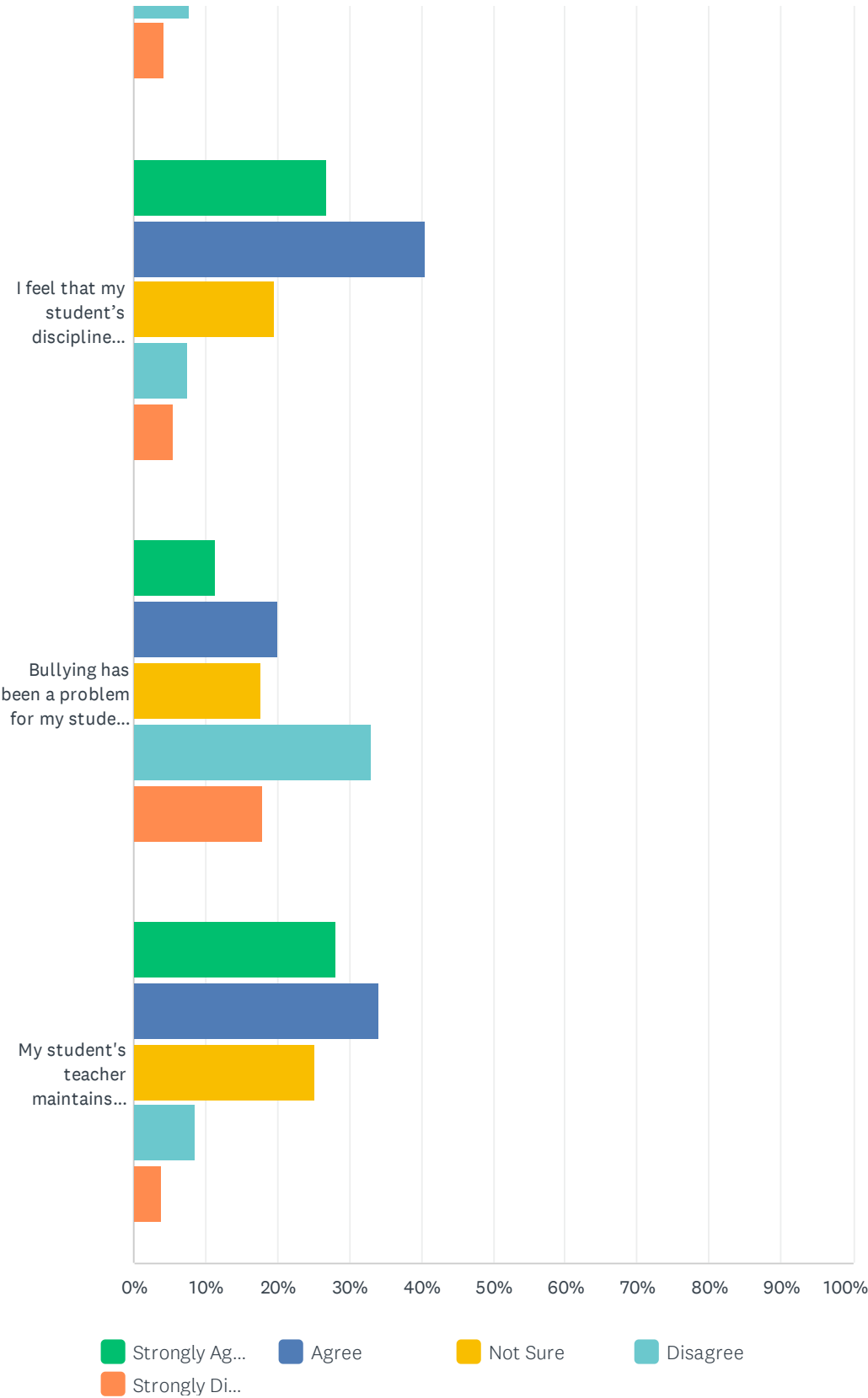
|   | STRONGLY<br>AGREE | AGREE           | NOT<br>SURE   | DISAGREE      | STRONGLY<br>DISAGREE | TOTAL |
|---|-------------------|-----------------|---------------|---------------|----------------------|-------|
| I feel my student's teacher cares about my student's success.                 | 42.81%<br>1,075   | 36.48%<br>916   | 10.67%<br>268 | 7.33%<br>184  | 2.71%<br>68          | 2,511 |
| I feel my student's teacher has high expectations for learning achievement.   | 37.00%<br>925     | 39.40%<br>985   | 13.80%<br>345 | 7.28%<br>182  | 2.52%<br>63          | 2,500 |
| I am satisfied with the amount/difficulty of homework my student is assigned. | 27.60%<br>689     | 41.03%<br>1,024 | 13.78%<br>344 | 12.30%<br>307 | 5.29%<br>132         | 2,496 |
| Technology is used effectively to enhance my child's learning.                | 29.37%<br>734     | 41.78%<br>1,044 | 17.25%<br>431 | 8.28%<br>207  | 3.32%<br>83          | 2,499 |
| I know the teacher will call me if my student has a problem in class.         | 33.91%<br>848     | 26.19%<br>655   | 19.19%<br>480 | 12.12%<br>303 | 8.60%<br>215         | 2,501 |
| I am satisfied with the instruction at my school.                             | 30.78%<br>768     | 40.16%<br>1,002 | 13.11%<br>327 | 10.78%<br>269 | 5.17%<br>129         | 2,495 |
| I would recommend this school to other parents.                               | 35.82%<br>893     | 33.49%<br>835   | 14.16%<br>353 | 8.90%<br>222  | 7.62%<br>190         | 2,493 |

# Q3 School Safety, Discipline and Character

Answered: 2,500    Skipped: 578



WSD Parent Satisfaction Survey 2023-24



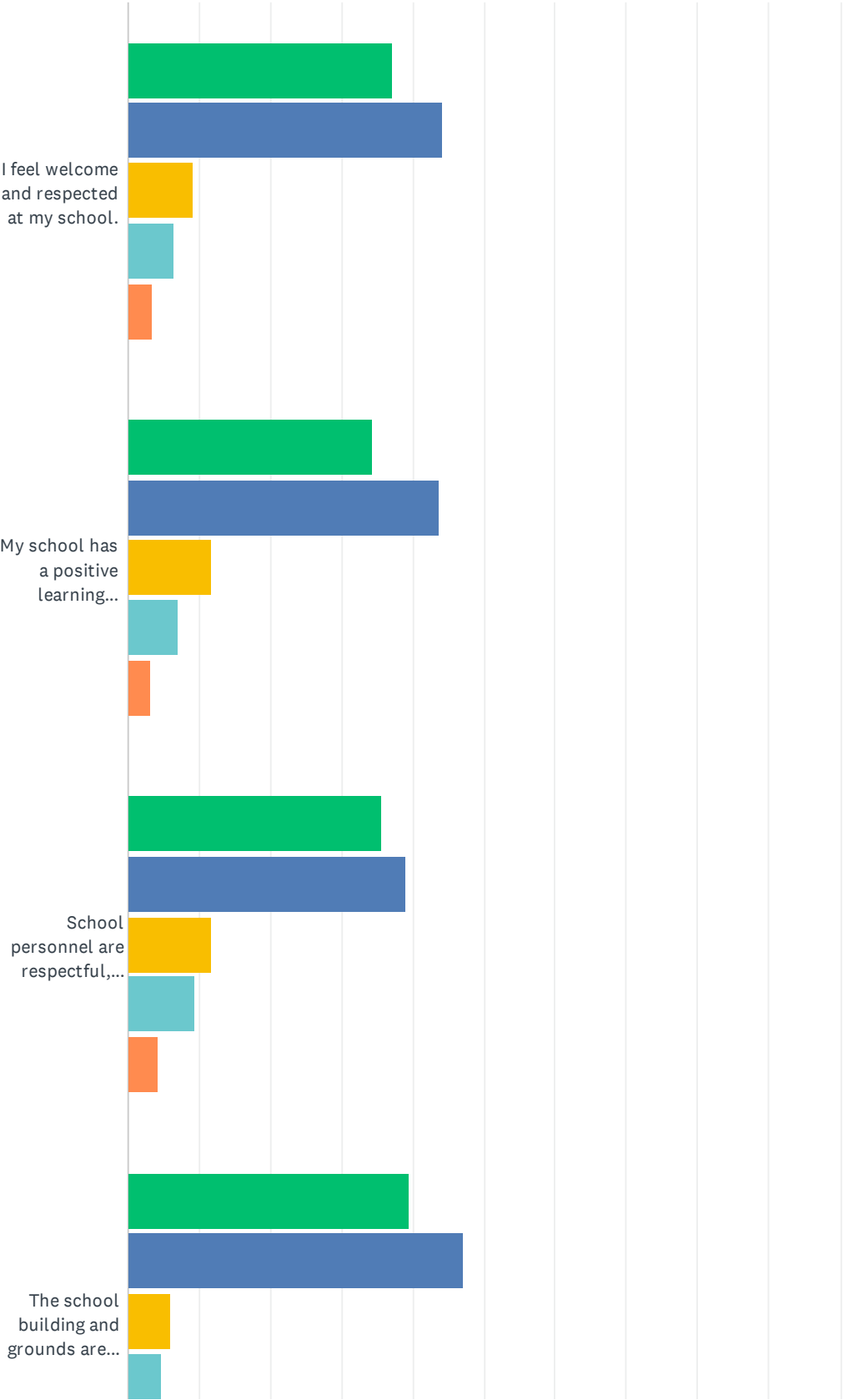


# WSD Parent Satisfaction Survey 2023-24

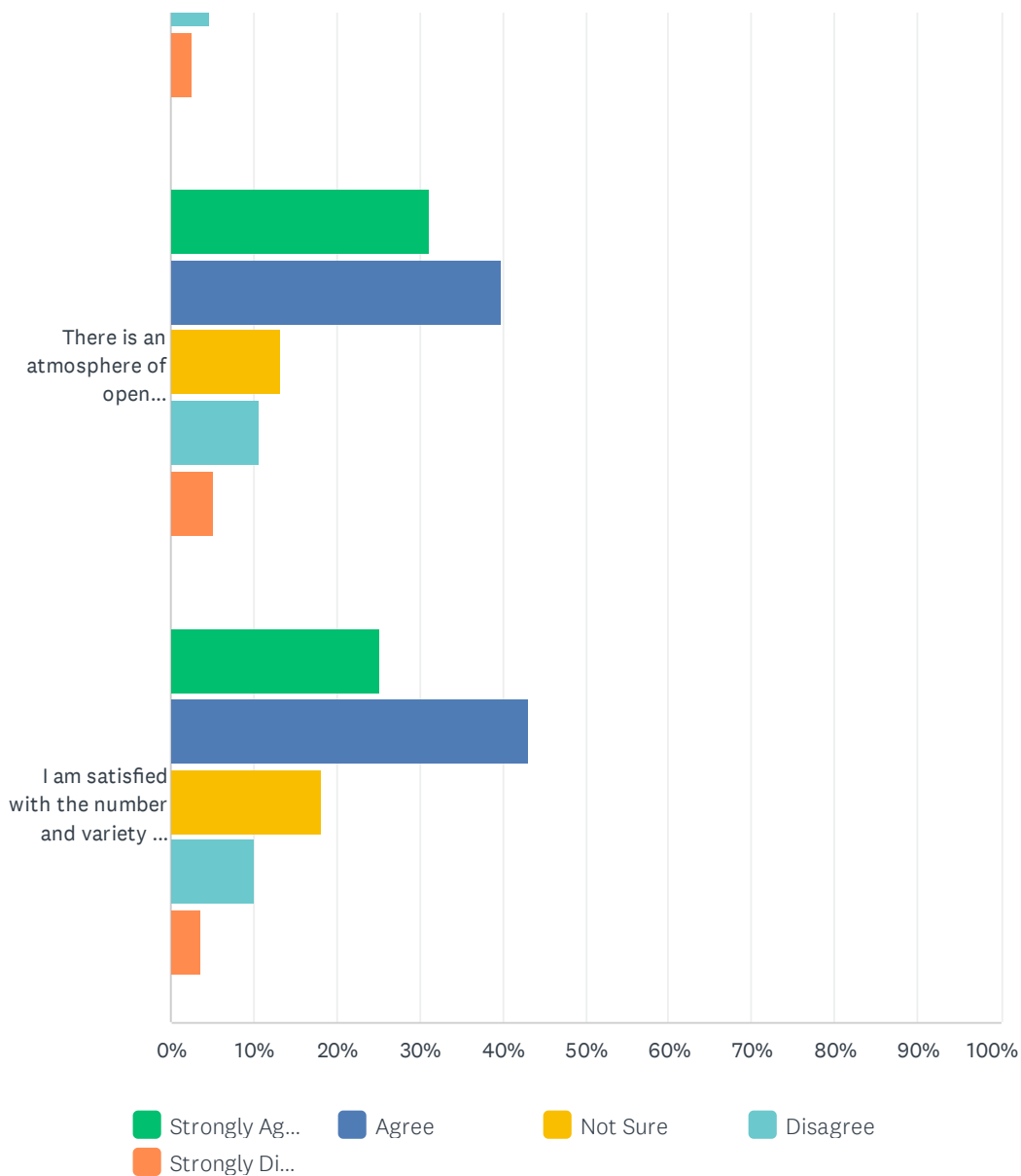
|  | STRONGLY<br>AGREE | AGREE           | NOT<br>SURE   | DISAGREE      | STRONGLY<br>DISAGREE | TOTAL |
|--|-------------------|-----------------|---------------|---------------|----------------------|-------|
| The school maintains high standards for behavior.  | 27.40%<br>684     | 36.50%<br>911   | 15.10%<br>377 | 12.22%<br>305 | 8.77%<br>219         | 2,496 |
| Students are well behaved and respectful at my school.                                     | 18.52%<br>462     | 32.75%<br>817   | 24.45%<br>610 | 16.23%<br>405 | 8.06%<br>201         | 2,495 |
| I feel that character education has had a positive influence on the school and my student. | 25.53%<br>636     | 31.31%<br>780   | 25.29%<br>630 | 11.76%<br>293 | 6.10%<br>152         | 2,491 |
| I feel my child is safe at my school.  | 29.89%<br>744     | 46.44%<br>1,156 | 11.61%<br>289 | 7.75%<br>193  | 4.30%<br>107         | 2,489 |
| I feel that my student's discipline issues are handled fairly.                             | 26.83%<br>665     | 40.42%<br>1,002 | 19.65%<br>487 | 7.54%<br>187  | 5.57%<br>138         | 2,479 |
| Bullying has been a problem for my student at school.                                      | 11.40%<br>284     | 19.99%<br>498   | 17.66%<br>440 | 33.08%<br>824 | 17.86%<br>445        | 2,491 |
| My student's teacher maintains discipline without being overly harsh or rigid.             | 28.23%<br>703     | 34.18%<br>851   | 25.18%<br>627 | 8.59%<br>214  | 3.82%<br>95          | 2,490 |

# Q4 School Culture

Answered: 2,355    Skipped: 723



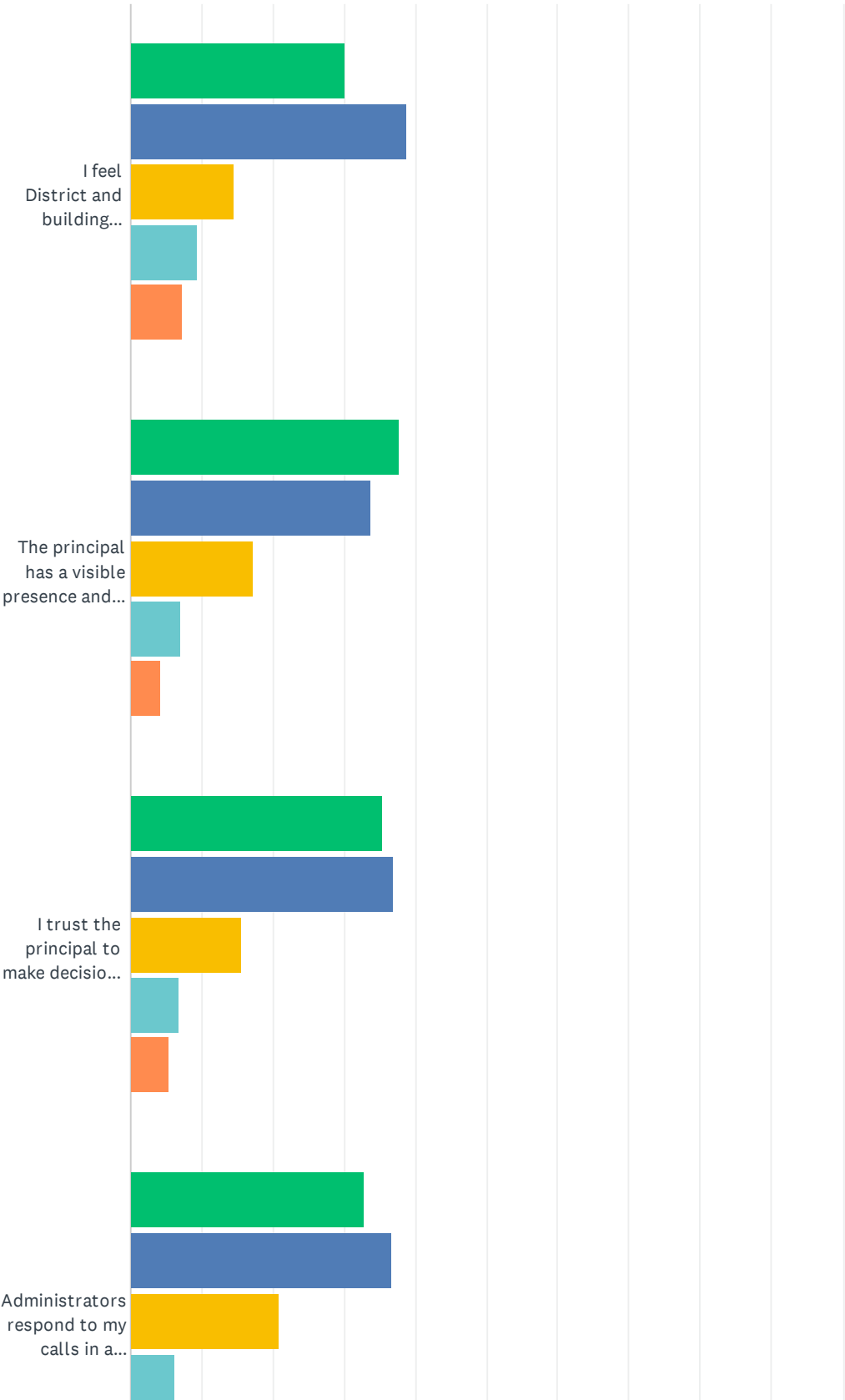
## WSD Parent Satisfaction Survey 2023-24



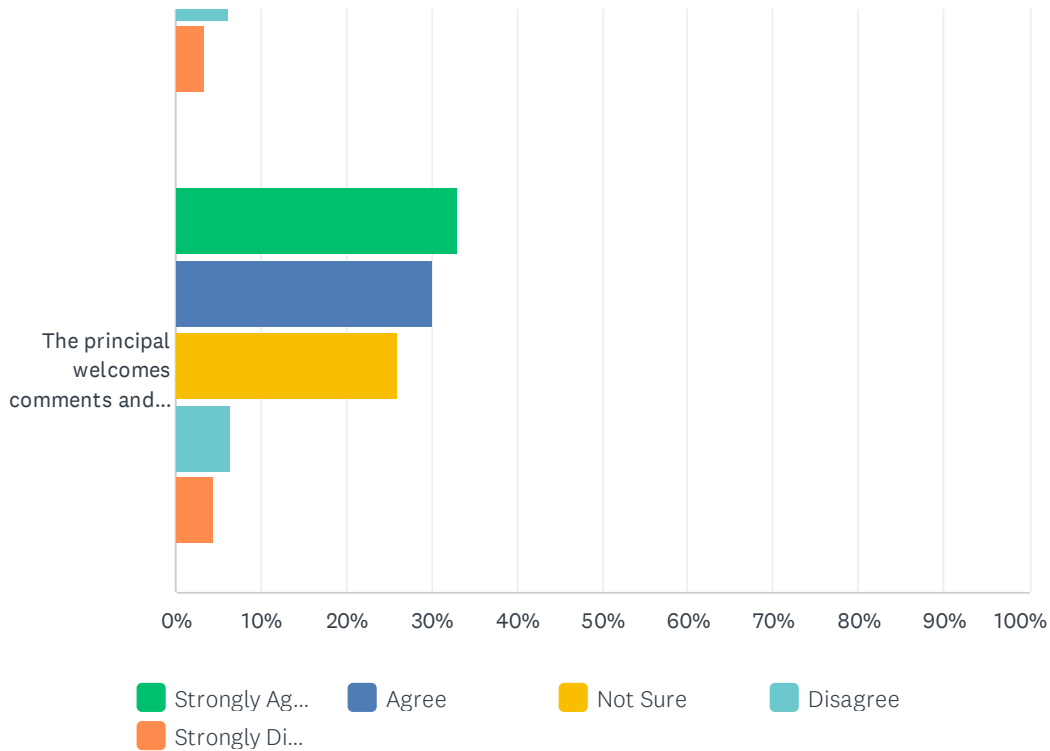
|  | STRONGLY AGREE | AGREE           | NOT SURE      | DISAGREE      | STRONGLY DISAGREE | TOTAL |
|--|----------------|-----------------|---------------|---------------|-------------------|-------|
| I feel welcome and respected at my school.   | 37.11%<br>872  | 44.04%<br>1,035 | 9.06%<br>213  | 6.43%<br>151  | 3.36%<br>79       | 2,350 |
| My school has a positive learning environment.   | 34.39%<br>806  | 43.64%<br>1,023 | 11.77%<br>276 | 7.08%<br>166  | 3.11%<br>73       | 2,344 |
| School personnel are respectful, receptive and responsive to input from students and parents.                  | 35.52%<br>834  | 38.97%<br>915   | 11.75%<br>276 | 9.41%<br>221  | 4.34%<br>102      | 2,348 |
| The school building and grounds are kept in good repair.   | 39.52%<br>928  | 47.15%<br>1,107 | 6.05%<br>142  | 4.68%<br>110  | 2.60%<br>61       | 2,348 |
| There is an atmosphere of open communication at my school.   | 31.12%<br>730  | 39.94%<br>937   | 13.17%<br>309 | 10.70%<br>251 | 5.07%<br>119      | 2,346 |
| I am satisfied with the number and variety of after school activities (clubs and sports) offered at my school. | 25.06%<br>588  | 42.97%<br>1,008 | 18.20%<br>427 | 10.06%<br>236 | 3.71%<br>87       | 2,346 |

Q5 Administration:

Answered: 2,350    Skipped: 728



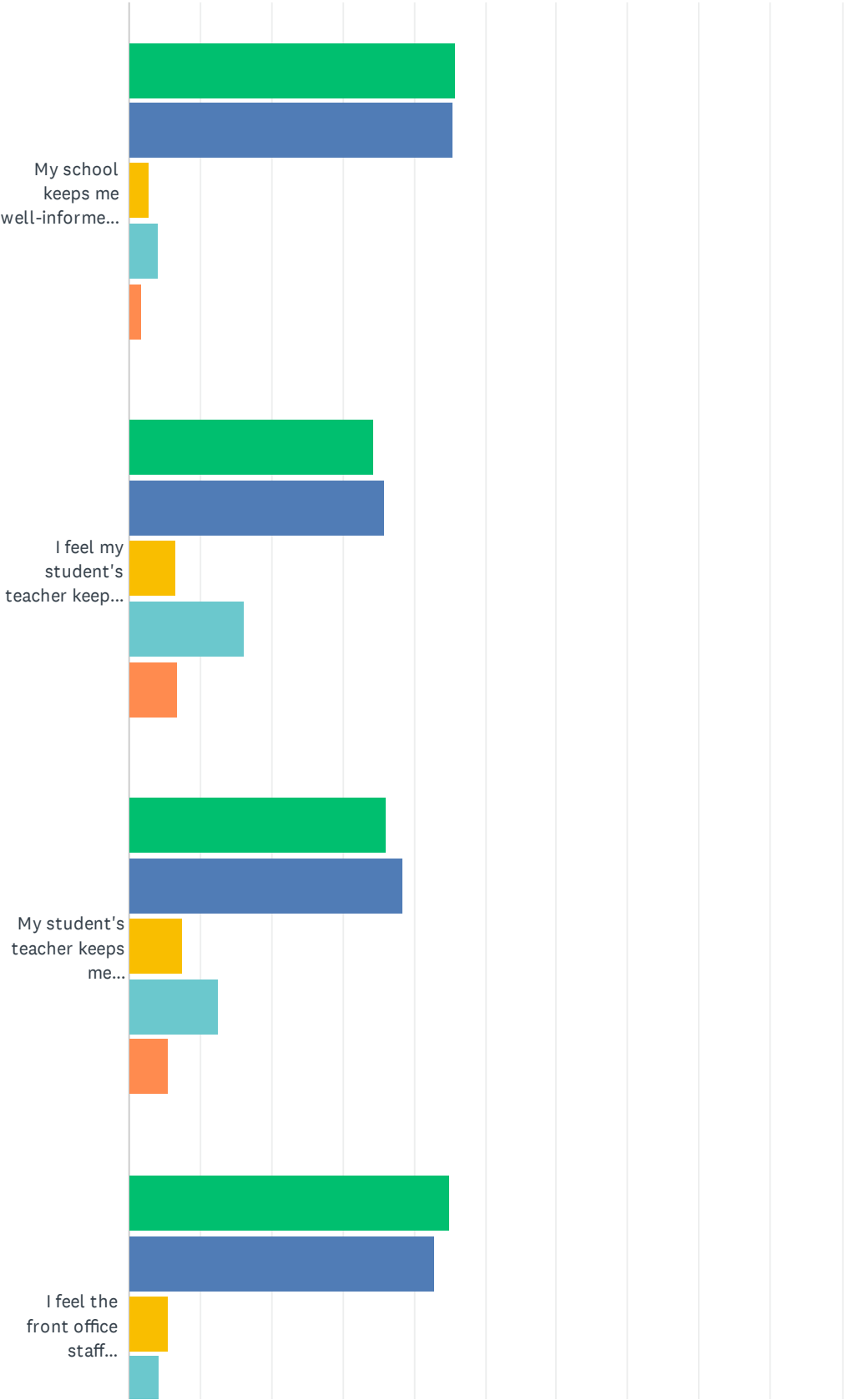
## WSD Parent Satisfaction Survey 2023-24

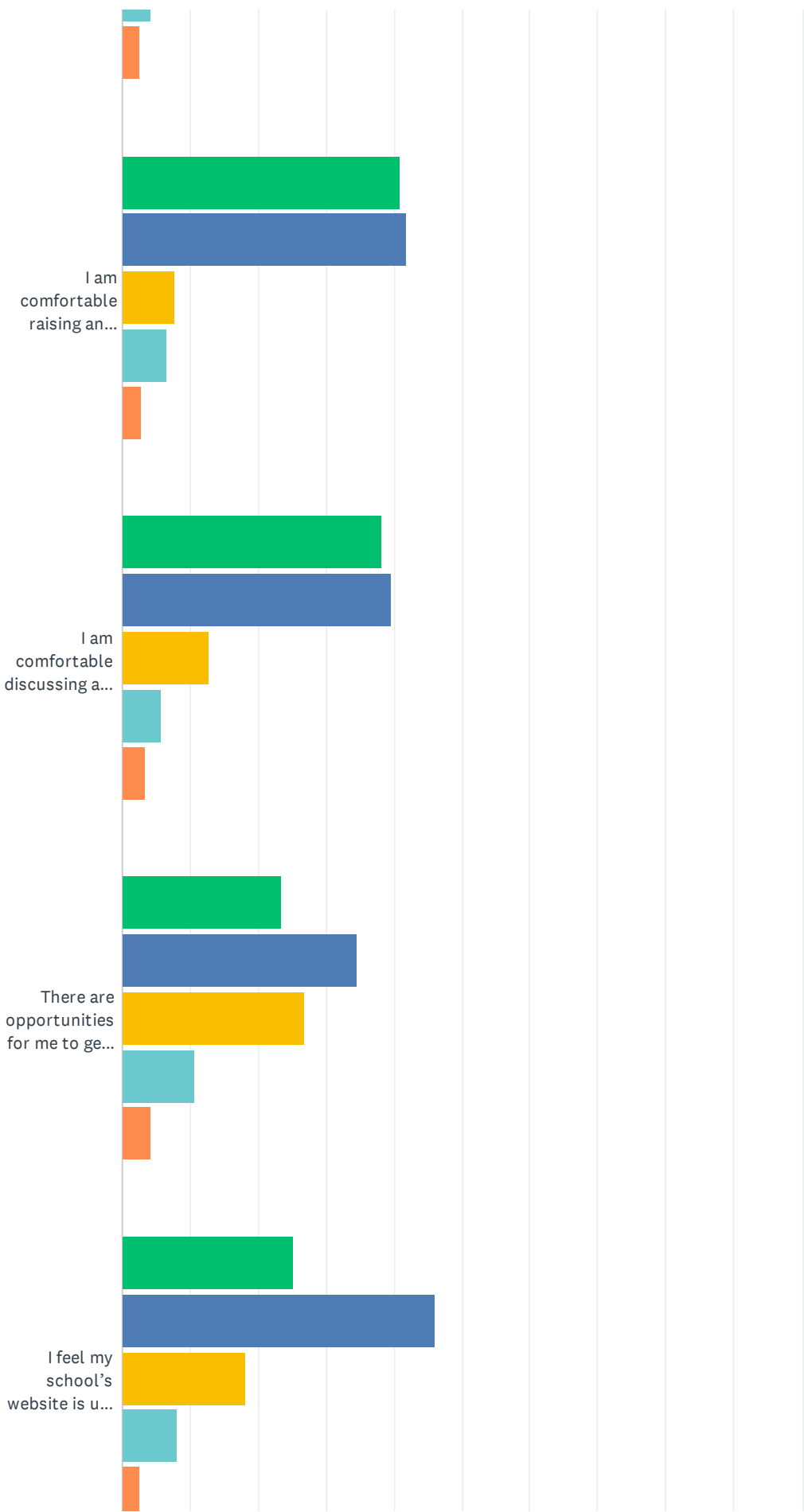


|   | STRONGLY AGREE | AGREE         | NOT SURE      | DISAGREE     | STRONGLY DISAGREE | TOTAL |
|---|----------------|---------------|---------------|--------------|-------------------|-------|
| I feel District and building administrators care about students and help provide a positive learning environment. | 30.10%<br>707  | 38.83%<br>912 | 14.52%<br>341 | 9.32%<br>219 | 7.24%<br>170      | 2,349 |
| The principal has a visible presence and is accessible to me when needed.   | 37.80%<br>886  | 33.70%<br>790 | 17.32%<br>406 | 6.95%<br>163 | 4.22%<br>99       | 2,344 |
| I trust the principal to make decisions that are in the best interest of students.                                | 35.38%<br>829  | 36.79%<br>862 | 15.62%<br>366 | 6.79%<br>159 | 5.42%<br>127      | 2,343 |
| Administrators respond to my calls in a timely manner.  | 32.80%<br>764  | 36.58%<br>852 | 20.91%<br>487 | 6.27%<br>146 | 3.43%<br>80       | 2,329 |
| The principal welcomes comments and suggestions, and is responsive to the concerns of parents and the community.  | 33.03%<br>773  | 30.09%<br>704 | 26.07%<br>610 | 6.32%<br>148 | 4.49%<br>105      | 2,340 |

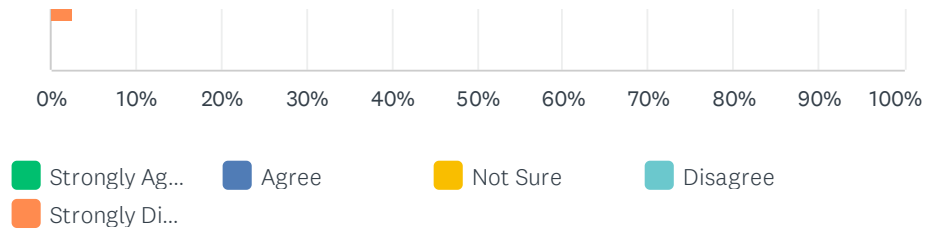
Q6 Communication:

Answered: 2,227    Skipped: 851





## WSD Parent Satisfaction Survey 2023-24

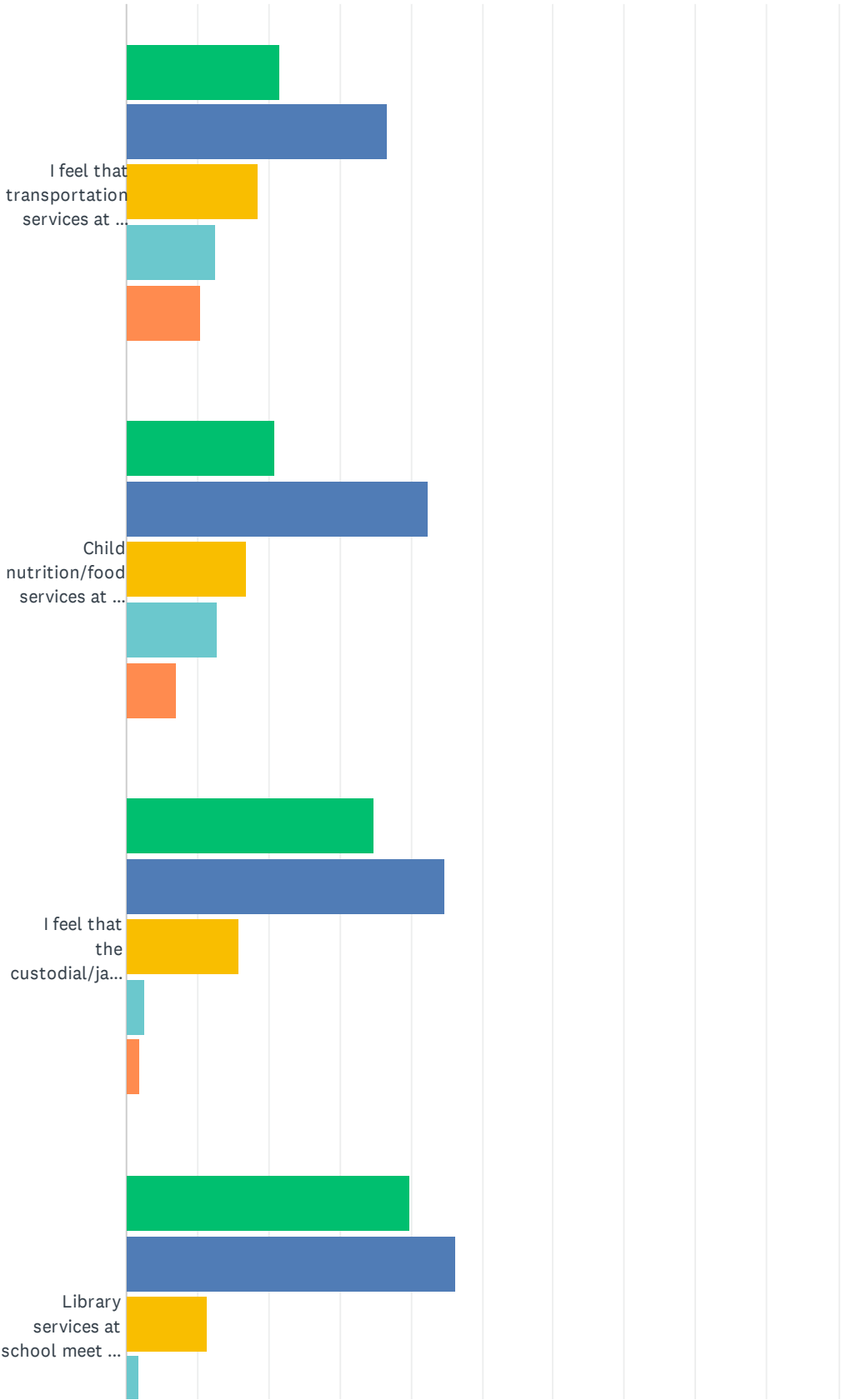


|   | STRONGLY AGREE  | AGREE           | NOT SURE      | DISAGREE      | STRONGLY DISAGREE | TOTAL |
|---|-----------------|-----------------|---------------|---------------|-------------------|-------|
| My school keeps me well-informed of school activities through newsletters, email, eblast, and the parent portal, etc. | 45.91%<br>1,021 | 45.50%<br>1,012 | 2.70%<br>60   | 4.14%<br>92   | 1.75%<br>39       | 2,224 |
| I feel my student's teacher keeps me well-informed of my student's academic performance.                              | 34.32%<br>763   | 35.85%<br>797   | 6.70%<br>149  | 16.24%<br>361 | 6.88%<br>153      | 2,223 |
| My student's teacher keeps me well-informed of classroom activities.  | 36.05%<br>800   | 38.35%<br>851   | 7.44%<br>165  | 12.53%<br>278 | 5.63%<br>125      | 2,219 |
| I feel the front office staff communicates effectively with courtesy and a positive attitude.                         | 44.95%<br>998   | 42.84%<br>951   | 5.45%<br>121  | 4.23%<br>94   | 2.52%<br>56       | 2,220 |
| I am comfortable raising an issue or concern with a teacher.  | 40.96%<br>911   | 41.82%<br>930   | 7.78%<br>173  | 6.61%<br>147  | 2.83%<br>63       | 2,224 |
| I am comfortable discussing an issue or concern with the principal.   | 38.14%<br>847   | 39.76%<br>883   | 12.83%<br>285 | 5.76%<br>128  | 3.51%<br>78       | 2,221 |
| There are opportunities for me to get involved in school-wide decisions.  | 23.54%<br>523   | 34.47%<br>766   | 26.96%<br>599 | 10.71%<br>238 | 4.32%<br>96       | 2,222 |
| I feel my school's website is up to date with pertinent and helpful information that is easy to locate.               | 25.18%<br>558   | 46.03%<br>1,020 | 18.10%<br>401 | 8.08%<br>179  | 2.62%<br>58       | 2,216 |

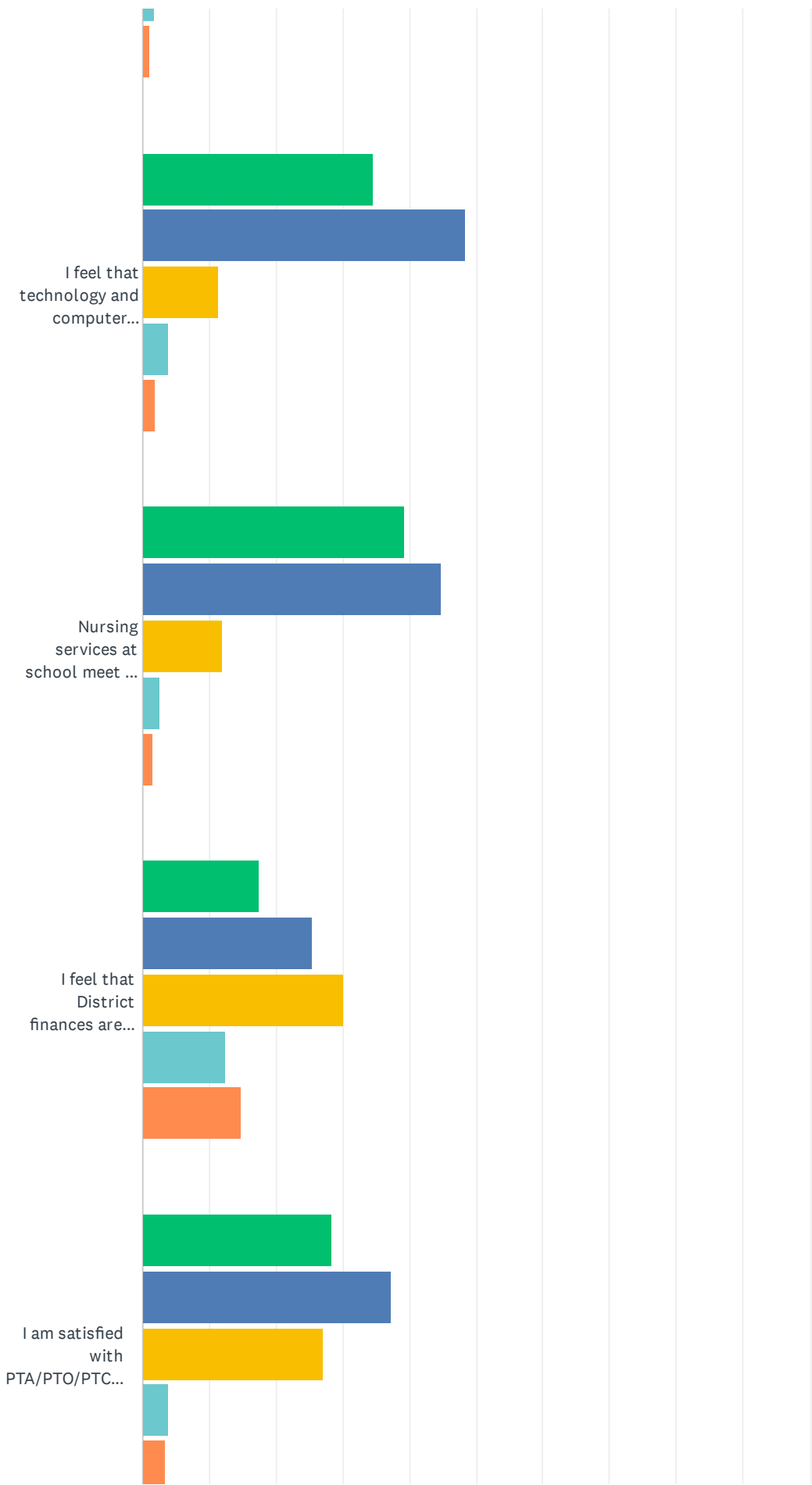


Q7 Support Services:

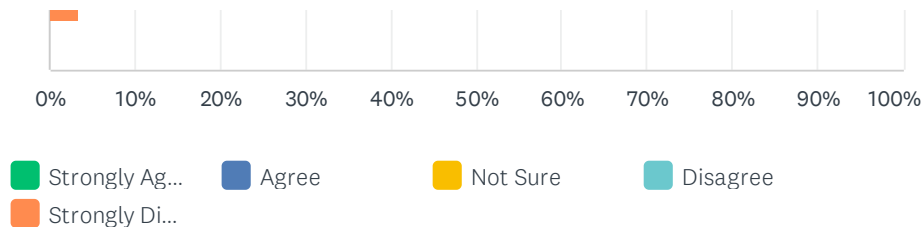
Answered: 2,231    Skipped: 847



WSD Parent Satisfaction Survey 2023-24



## WSD Parent Satisfaction Survey 2023-24



|   | STRONGLY<br>AGREE | AGREE           | NOT<br>SURE   | DISAGREE      | STRONGLY<br>DISAGREE | TOTAL |
|---|-------------------|-----------------|---------------|---------------|----------------------|-------|
| I feel that transportation services at my school meet my student's needs.           | 21.63%<br>479     | 36.75%<br>814   | 18.56%<br>411 | 12.64%<br>280 | 10.43%<br>231        | 2,215 |
| Child nutrition/food services at my school meet my student's needs.                 | 20.87%<br>463     | 42.38%<br>940   | 16.77%<br>372 | 12.85%<br>285 | 7.12%<br>158         | 2,218 |
| I feel that the custodial/janitorial services at my school meet my student's needs. | 34.80%<br>773     | 44.80%<br>995   | 15.80%<br>351 | 2.66%<br>59   | 1.94%<br>43          | 2,221 |
| Library services at school meet my student's needs.                                 | 39.78%<br>884     | 46.22%<br>1,027 | 11.25%<br>250 | 1.62%<br>36   | 1.13%<br>25          | 2,222 |
| I feel that technology and computer services at my school meet my student's needs.  | 34.59%<br>769     | 48.49%<br>1,078 | 11.20%<br>249 | 3.82%<br>85   | 1.89%<br>42          | 2,223 |
| Nursing services at school meet my student's needs.                                 | 39.25%<br>871     | 44.79%<br>994   | 11.85%<br>263 | 2.66%<br>59   | 1.44%<br>32          | 2,219 |
| I feel that District finances are used effectively to benefit students.             | 17.51%<br>389     | 25.35%<br>563   | 30.08%<br>668 | 12.43%<br>276 | 14.63%<br>325        | 2,221 |
| I am satisfied with PTA/PTO/PTC support at my school.                               | 28.38%<br>630     | 37.30%<br>828   | 27.07%<br>601 | 3.74%<br>83   | 3.51%<br>78          | 2,220 |